

BROOMHILDA'S BAKERY

40-1/2" x 48-1/2" quilt – pattern by Maywood Studio



Broomhilda's Bakery fabric collection by Kim Christopherson of KimberBell Designs

MAYWOOD  STUDIO







Instructions

1. Using *Fabric 2* strips, sew the long border 1 strips to opposite sides of the center rectangle. Press seam allowances toward border 1. Sew the short border 1 strips to the top and bottom of the rectangle. Press toward border 1.
2. Using *Fabric 3* strips, sew the long border 2 strips to the sides. Press toward border 2. Sew the short border 2 strips to the top and bottom. Press toward border 2.
3. Using *Fabric 4* strips, sew the long border 3 strips to the sides. Press toward border 3. Sew the short border 3 strips to the top and bottom. Press toward border 3.
4. Using *Fabric 5* strips, sew border 4 strips using the same rotation. Press toward border 5.
5. Using *Fabric 6* strips, sew border 6 strips using the same rotation. Press toward border 6.
6. Layer the backing (wrong side up), batting and quilt top (right side up) together. Baste layers.
7. Quilt as desired.
8. Trim all layers even with the unfinished edge of the quilt top.
9. Sew the binding to the outer edges of the quilt. Happy Halloween! ENJOY!



BROOMHILDA'S BAKERY

by Kim Christopherson of Kimberbell Designs

FABRIC		CUTTING
	Fabric 1 MAS9110-W 3/4 yd	From Fabric 1, cut: 1 — 16-1/2" x 24-1/2" center motif
	Fabric 2 MAS8215-JO 1/4 yd	From Fabric 2, cut: 2 — 1-1/2" x 18-1/2" strip 2 — 1-1/2" x 24-1/2" strip
	Fabric 3 MAS8216-GJ 1/4 yd	From Fabric 3, cut: 2 — 1-1/2" x 20-1/2" 2 — 1-1/2" x 26-1/2" strips
	Fabric 4 MAS8215-WJ 5/8 yd	From Fabric 4, cut: 4 — 4-1/2" x 28-1/2" border 3 strips
	Fabric 5 MAS9112-J 2/3 yds	From Fabric 5, cut: 2 — 2-1/2" x 32-1/2" 2 — 2-1/2" x 36-1/2" border 4 strips 5 — 2-1/2" x WOF strips for binding
	Fabric 6 MAS9111-O 5/8 yd	From Fabric 6, cut: 4 — 4-1/2" x 40-1/2" border 5 strips
YOUR CHOICE	Backing 1-1/2 yds	

MAYWOOD  STUDIO

Copyright 2018
Kimberbell Designs, LLC

BROOMHILDA'S BAKERY BY KIM CHRISTOPHERSON OF KIMBERBELL DESIGNS